


If you *ALREADY HAVE* a Slack account, just go to:
[vaqualifier3march2021.slack.com](https://join.slack.com/t/vaqualifier3march2021/shared_invite/zt-ngcnmdqd-L~UudINfwJ4A11_gAVaw2A)

Step 1: Click on the link below to Join Slack for VA Qualifier #3


https://join.slack.com/t/vaqualifier3march2021/shared_invite/zt-ngcnmdqd-L~UudINfwJ4A11_gAVaw2A

Step 2: Enter your email address and Click Continue with Email



Join VA Qualifier #3, March2021 on Slack

Start by choosing the Google account or email you use for work.

 Continue with Google

OR

capitalareachess@gmail.com

Continue with Email

**Step 3: In your email you will receive a request to
“confirm your email address”**




Next, confirm your email address

We've sent an email to capitalareachess@gmail.com.

Click the button inside to confirm your address.



Step 4: Go to your email and Click 'Confirm Email'





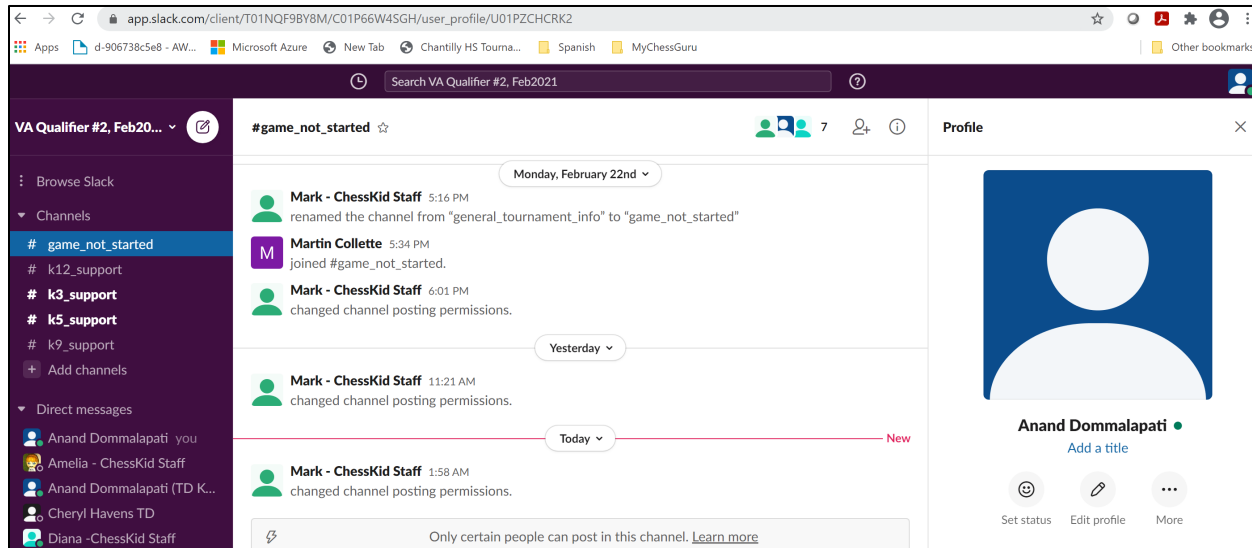
Step 6: VA Qualifier #3 Slack will be launched ...



Launching VA Qualifier #3, March 2021

Click "Open Slack" to launch the desktop app.
Not working? You can also [use Slack in your browser](#).

Step 7: Select the Support Channel for your Section ... e.g. “k3_support”, etc.



Be sure you “ask for help” on the right Section’s channel.

In other words, don’t ask for help with a K-8 issue using the K-3 slack channel.

To login back to Slack you can then use this direct link:

vaqualifier3march2021.slack.com